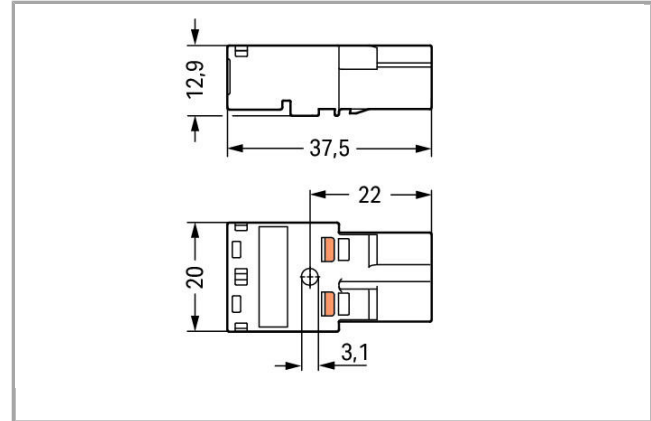



Data sheet | Item number: 770-272

Plug; 2-pole; Cod. B; 4,00 mm²; light green

770-272



Item description

- Protected against mismatching and maintenance-free
- Push-in CAGE CLAMP® spring pressure connection technology allows solid conductors to be simply pushed into a unit
- Two-wire connection per pole for loops or bridges
- Components can be clearly printed on and color-coded to meet custom requirements

Note:

All connectors for mounted installations (snap-in versions for lighting fixtures or devices, all types of PCB and distribution connectors) are factory-equipped with locking levers to ensure plugs and sockets are securely locked. Additional locking levers are only required for flying leads (plug /socket).

Safety information 1:

Application note for the U.S. market (USR): Some versions may also be used for current interruption in accordance with the UL certificate in select applications with currents below 16 A and voltages up to 600 V. For further information, please contact your local sales office.

Data

Electrical data

Note on Contact Resistance

approx. 1m Ω contact resistance approx. 0.25m Ω contact transition

plug/socket

Ratings per IEC/EN 60664-1

Rated voltage (III / 3)	250 V
Rated impulse voltage (III / 3)	4 kV
Rated current	25 A

Approvals per UL 1977

Rated voltage per UL 1977 (factory wiring only)	600 V
Rated current per UL 1977 (factory wiring only)	23 A

Connection data

Connection technology	Push-in CAGE CLAMP®
Actuation type	Operating tool Push-in
Nominal cross section	4 mm ²
Solid conductor	0.5 4 mm ² / 20 12 AWG
Solid conductor, push-in termination	1.5 4 mm ² / 16 12 AWG
Stranded conductor	0.5 2.5 mm ² / 20 14 AWG
Fine-stranded conductor	0.5 4 mm ² / 20 12 AWG
Fine-stranded conductor with ferrule with plastic collar	0.25 1.5 mm ² / 20 16 AWG
Fine-stranded conductor with ferrule without plastic collar	0.25 2.5 mm ² / 20 14 AWG
Strip length	9 mm / 0.35 inch
Note (strip length)	see also packaging or instructions
Total number of connection points	4
Total number of potentials	2
Conductor entry direction to mating direction	0°
No. of poles	2

Geometrical Data

Pin spacing	10 mm / 0.394 inch
Width	20 mm / 0.787 inch
Height	12.9 mm / 0.508 inch
Depth	37.5 mm / 1.476 inch

Mechanical data

Coding	B
Mating force of a plug-in connection	approx. 20 70 N (depending on pole number)
Retention force of a plug-in connection	When locked: > 80 N
Unmating force of a plug-in connection	when unlocked: approx. 20 70 N (depending on pole number)

Number of mating cycles

200, without resistive load

100, with resistive load $I_N = 25A$, tested (4 mm²/AWG 12)

Marking	1 2
Protection class	IP20
Note on protection class	Only in mated condition with strain relief housing (These compact connectors are not designed for use in open, easily accessible areas.)
Potential marking	1 2

Plug connection

Contact type (pluggable connector)	Male connector/plug
Connector connection type	for conductors
Mismating protection	Yes
Locking of plug-in connection	locking lever
Locking lever	no

Material Data

Color	light green
Insulating material	Polyamide 66 (PA 66)
Flammability class per UL94	V0
Clamping spring material	Chrome nickel spring steel (CrNi)
Contact material	Copper or copper alloy, surface-treated
Fire load	0.127 MJ
Weight	6.086 g

Environmental Requirements


Processing temperature	-5 +40 °C
Continuous operating temperature	-35 +85 °C
Note on Continuous Service Temperature	Insulating parts for temperatures ≤ 105 °C

Commercial data





Product Group	20 (WINSTA)
Country of origin	DE
GTIN	4050821541899
Customs Tariff No.	85366990990

Approvals / Certificates



Radio-Approvals

Logo	Approval	Additional Approval Text	Certificate name
	CCA DEKRA Certification B.V.	IEC 61984	NL-32104
	CCA DEKRA Certification B.V.	EN 61984	2173495.01

Country specific Approvals


Logo	Approval	Additional Approval Text	Certificate name
	ABS American Bureau of Shipping	-	14- HG1241528- PDA
	CCA DEKRA Certification B.V.	IEC 61984	NL-32104
	CCA DEKRA Certification B.V.	EN 61984	2173495.01
	DNV GL Det Norske Veritas, Germanischer Lloyd	-	TAE00001Z6
	DNV GL Det Norske Veritas, Germanischer Lloyd	-	TAE00001Z6
	LR Lloyds Register	IEC 61984	02/20050 (E6)

Ship Approvals


Logo	Approval	Additional Approval Text	Certificate name
	ABS American Bureau of Shipping	-	14- HG1241528- PDA
	DNV GL Det Norske Veritas, Germanischer Lloyd	-	TAE00001Z6
	LR Lloyds Register	IEC 61984	02/20050 (E6)



Other Approvals





Logo	Approval	Additional Approval Text	Certificate name
	cURus Underwriters Laboratories Inc.	UL 1977	E45171 Sec. 9

UL-Approvals

Logo	Approval	Additional Approval Text	Certificate name
	cURus Underwriters Laboratories Inc.	UL 1977	E45171 Sec. 9

Compatible products



Locking lever

	Item no.: 770-101 Locking lever; for flying leads; for manual operation; black	770-101
	Item no.: 770-111 Locking lever; for flying leads; for tool operation; black	770-111
	Item no.: 770-121 Locking lever; for flying leads; for manual operation; white	770-121
	Item no.: 770-131 Locking lever; for flying leads; for tool operation; white	770-131

protection

	Item no.: 770-360 Lockout cap; for plugs; 5-pole; separable; yellow	770-360
--	---	---------

General accessories

	Item no.: 770-317 Snap-in frame; 2-pole; 0.5 ... 2.0 mm; black	770-317
	Item no.: 770-337 Snap-in frame; 2-pole; 0.5 ... 2.0 mm; white	770-337


Strain relief plate



Item no.: 770-502/041-000
Strain relief housing; 2-pole; with locking clip; for 1 cable; 7.0 ... 10.5 mm; 35 mm; black

/041-000

770-502



Item no.: 770-502/042-000
Strain relief housing; 2-pole; with locking clip; for 1 cable; 5.0 ... 9.0 mm; 35 mm; black

/042-000

770-502



Item no.: 770-512/041-000
Strain relief housing; 2-pole; with locking clip; for 1 cable; 7.0 ... 10.5 mm; 35 mm; white

/041-000

770-512



Item no.: 770-512/042-000
Strain relief housing; 2-pole; with locking clip; for 1 cable; 5.0 ... 9.0 mm; 35 mm; white

/042-000

770-512

tools



Item no.: 210-719
Operating tool; Blade: 2.5 x 0.4 mm; with a partially insulated shaft

210-719



Item no.: 770-382
Operating tool; 2-way; green

770-382

Downloads

Documentation

Bid Text

770-272

doc
24.1 kB

Download

CAD/CAE - Smart Data

CAD data

3D Download 770-272

URL

Download

EPLAN

EPLAN Data Portal

Download

WSCAD

WSCAD Universe

Download



Subject to changes.
